

SCF Remote Storage App

All things related to SCF processing of physical item request from the SCFapp.

- [Delivery locations with Codes](#)
- [Physical item request that originated as an ILLiad physical item request](#)
- [Remote Storage Location Configuration](#)
- [Updating the Remote Storage Application configuration](#)

Delivery locations with Codes

Partners with Library Names, Pull Slip Codes and Courier Slip Code

| Institution Name (IZ) | Library name | Location Code (Pull Slip) | Courier Slip Code |
|--|------------------------------|----------------------------------|--------------------------|
| American University | American University Library | AU | AU |
| AU, Washington College of Law Library | Pence Law Library | AULAW | AU-WCL |
| Catholic University of America | Mullen Library | CU | CU |
| CUA, Columbus School of Law * | Law Library | (CU LAW) * | CU LAW |
| University of the District of Columbia | Main Library | DC | DC/UDC |
| UDC, Law School | UDC Law Library | DCL | ? |
| Gallaudet University | Gallaudet University Library | GA | GA |
| George Mason University Libraries | Fenwick Library | GM | GM |
| | Mason Square Library | GMA | GM-A |
| | Mercer Library | GMP | |
| | Law Library | GMA | GML |
| Georgetown University | Lauinger Library | GT, GT-OD | GT |

| | | | |
|---|--------------------------------------|--------------|---------|
| | Bioethics Research Library | GT-Bioethics | (GT) |
| | Blommer Science Library | GTB | (GT) |
| | School of Continuing Studies Library | GT-SCS | (GT) |
| | Woodstock Theological Library | GT-WTL | (GT) |
| GU, Law Library | Georgetown Law Library | GTL | GTL |
| George Washington University | Gelman Library | GW | GW |
| | Eckles Library | GWE | MTV |
| | Virginia Science & Technology Campus | GWN | GW-NVCL |
| | GW Online-Only Community | GWOC | (GW) |
| GWU, Himmelfarb Health Sciences Library | Himmelfarb Health Science Library | HI | HI |
| GWU, Jacob Burns Law Library | Jacob Burns Law Library | JB | GW-JB |
| Howard University | Founders Library | HU | HU |
| | Louis Stokes Health Sciences Library | HU-HS | HU-HS |
| | Law Library | HUWC | HU LAW |
| Marymount University | Reinsch Library | MU | MU |


| | | | |
|------------------------------------|--|--------|------|
| | Ballston Coakley Library Extension | MUB | MU-B |
| Shared storage institution | WRLC - Shared Collections Facility | WR | |
| | Trinity Library (for Trinity Patrons) | TR | TR |
| Trinity University Washington * | Trinity Main | (TR) * | TR |

* Not configured as part of the CLS/AFN Fulfillment Network

Physical item request that originated as an ILLiad physical item request

ILLiad Physical Item Requests through Alma

The SCF will start to transition to filling ILLiad physical item requests through Alma. Currently these requests are made via email. These new requests can be identified as ILLiad requests using the pull slip. The pull slip for these requests will have an ILL number, return address, and delivery information where you would expect the Hold line, the patron's name, and The Due Date line. See example below:



These requests would be pulled as any normal physical item request coming into the SCF IZ via Alma. Use the information on the "Mailing:" line to determine if an item should be mailed or sent to the owning library (some form of Yes for mailing, some form of No to send the item to the owning IZ.) If you are not certain, contact the owning library's staff for clarification. For the most part, we would expect that not mailing the item would be the exception. In either case, you will scan the item in the SCF IZ to put it "In Transit".

Mailing: Yes

If the item is to be sent to the requesting institution, use the "Please deliver to:" address for mailing. Be sure to include the pull slip with the item. You will also need to logon to the owning IZ with the SCFStaff account. You will need to scan the barcode (without the X) using the Default_Circ_Desk. This will place the item on the owning library's "On Hold" shelf and notify the ILL Staff patron that the item is being sent.

Mailing: No

If the item is not to be mailed to the ILL borrower, then follow standard procedure. Send to the owning library via the courier.

These loaned items will be returned to the owning libraries and come back to the SCF via the courier.

Remote Storage Location Configuration


Configuring a Physical Location as a Remote Storage Location

This configuration enables requests for items in the location to be exported to the Remote Storage Application. These instructions assume you are creating a new location, but they can be used to configure an existing location as well.

Prerequisites

Prerequisites should already be configured in your IZ.

- An [integration profile](#) of “remote storage” type that is connected to the S/FTP site for the remote storage app.




-

A [Remote Storage Facility](#) at the IZ level connected to the remote storage integration profile.




-

A circulation desk representing the WRLC SCF storage where items are reshelved.



Creating/Editing the Location

At the Library level, go to Alma Configuration > Fulfillment > Locations > Physical Locations and “+ Add Location”. **Type** should be “Remote Storage” and **Remote Storage** is “Shared Collections Facility”. Next, edit the location to add circulations desks using the “Attach Existing Circulation Desk” menu. Attach two desks: One is the circ desk that your operators who process items at this location are assigned to; it should *not* have the option to reshelve items in the remote storage locations. The other is the “WRLC SCF Storage” desk; it does have “Reshelve” checked.



Integration with the SCF Remote Storage App

In order for the Remote Storage App to recognize this location, it must be added to the [app's configuration file](#), so let WRLC know what the location's code is.

If you want to publish new items added to this new location to accession them into the SCF, the location must be added to the logical set that is used by the Publishing Profile we set up for accessioning. Please coordinate this also with WRLC so we can be sure that it is done without causing the publishing job ID to change or to have existing items in the SCF re-published.

Updating the Remote Storage Application configuration

In the updated Azure web app version of the Remote Storage Application, configurations (including storage locations for all IZs) are stored on the sftp server at sftp.wrlc2k.wrlc.org in a file named `conf.json`.

The `config.json` file is found at:

Production IZs: `/home/scfapp/Alma/conf.json`

PSB: `/home/scfapp/AlmaRSA-PSB/conf.json`

You'll need to be at WRLC HQ or on the WRLC VPN to update `conf.json`.

To make updates to the config file, use an FTP client such as FileZilla to download `conf.json` to your local computer. Then make your desired changes and re-upload it to the same location via FTP.

Once the config file is updated on the server, it must be loaded into the Remote Storage Application by visiting the following the URL:

Production IZs: <https://almarsa.wrlc.org/configuration>

PSB: <https://almarsa-psb.wrlc.org/configuration>

You can then check the Remote Storage Application's [log files](#) to verify that the conf file loaded successfully.

This page will be updated with additional file information once the web app is deployed to production IZs.